










	INTERIOR DIMENSIONS Minimum	DOOR OPENING Minimum	TOP OPENING	TARE WEIGHT	CUBIC CAPACITY	PAYLOAD
20' Dry Freight Container steel 	L: 5,896 m W: 2,350 m H: 2,385 m	W: 2,340 m H: 2,274 m		2'150 kg 4'739 lbs	33,0 m³ 1,178 cu.ft.	24'850 kg 54'785 lbs
40' Dry Freight Container steel 	L: 12,035 m W: 2,350 m H: 2,393 m	W: 2,339 m H: 2,274 m		3'700 kg 8'156 lbs	67,0 m³ 2,393 cu.ft.	28'800 kg 63'491 lbs
40' High Cube Dry Cont. steel 	L: 12,035 m W: 2,350 m H: 2,697 m	W: 2,340 m H: 2,577 m		3'800 kg 8'377 lbs	76,0 m³ 2,714 cu.ft.	30'200 kg 66'579 lbs
20' Reefer Container aluminium 	L: 5,430 m W: 2,286 m H: 2,155 m	W: 2,286 m H: 2,188 m		2'750 kg 6'062 lbs	26,8 m³ 957 cu.ft.	24'250 kg 53'460 lbs
40' Reefer Container aluminium 	L: 11,577 m W: 2,294 m H: 2,110 m	W: 2,294 m H: 2,174 m		3'900 kg 8'598 lbs	56,1 m³ 2,000 cu.ft.	28'600 kg 63'052 lbs
20' Open Top Container steel 	L: 5,893 m W: 2,346 m H: 2,353 m	W: 2,338 m H: 2,273 m	L: 5,488 m W: 2,230 m	2'250 kg 4'960 lbs	32,0 m³ 1,143 cu.ft.	28'230 kg 62'236 lbs
40' Open Top Container aluminium 	L: 12,043 m W: 2,338 m H: 2,272 m	W: 2,289 m H: 2,253 m	L: 11,622 m W: 2,162 m	4'300 kg 9'480 lbs	64,0 m³ 2,260 cu.ft.	26'180 kg 57'717 lbs
20' Flat Rack Container 	L: 5,935 m W: 2,398 m H: 2,327 m			2'560 kg 5'643 lbs		21'440 kg 47'265 lbs
40' Flat Rack Container 	L: 12,010 m W: 2,228 m H: 1,981 m			4'200 kg 9'265 lbs		40'800 kg 89'945 lbs

IMPORTANT: The specifications given are an indication only. Variations can be found between series and makes. For additional information, do not hesitate to contact us! info@gondrand.ch